


LED Work Light Mounting instruction

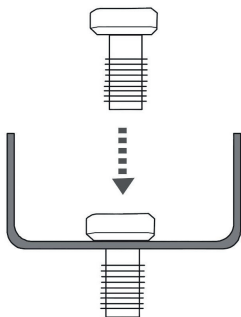
EN

Scope of delivery:

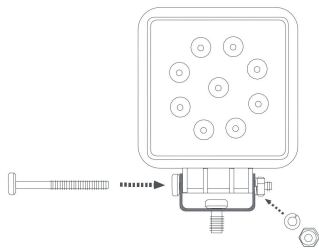
- 1 Lamp
- 2 Long bolt with nut and washer
- 3 Short bolt with nut and washer
- 4 "U" bracket



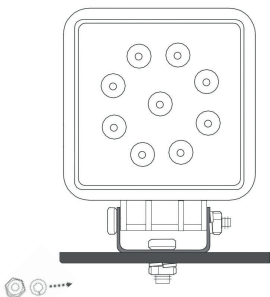
A. Insert the short bolt through the hole in the middle of the "U" bracket.



B. Assemble the "U" bracket to the bottom of the lamp, insert the long bolt through the hole and the "U" bracket. Add the washer and the nut. Screw tight.



C. Attach lamp to a base. Add nut and washer to short bolt.



Fuse @ 5A

